



# ENGINE SPARK ARRESTER SILENCERS

**E50, E52, E53, E54, E55**

Stoddard Silencers, Inc.  
 1017 Progress Drive, Grayslake IL, 60030  
 Tel: (847) 223-8636 fax: (847) 223-8638  
 Web Page: [www.stoddardsilencersinc.com](http://www.stoddardsilencersinc.com)  
 Engine division: [www.stoddardenginesilencers.com](http://www.stoddardenginesilencers.com)

## Application

The E Series Spark Arrestor Silencer is recommended for use on the exhaust of engines employed in marine applications or areas where fire hazards may exist. The spark arrestor is design to remove burning carbon particles from the exhaust gas going to the atmosphere. Specific noise problems or applications should be discussed with factory personnel.

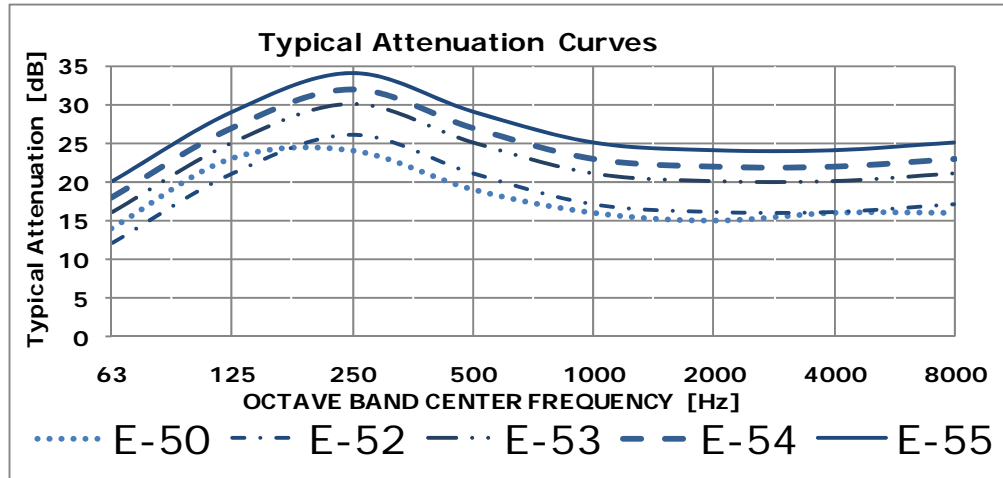
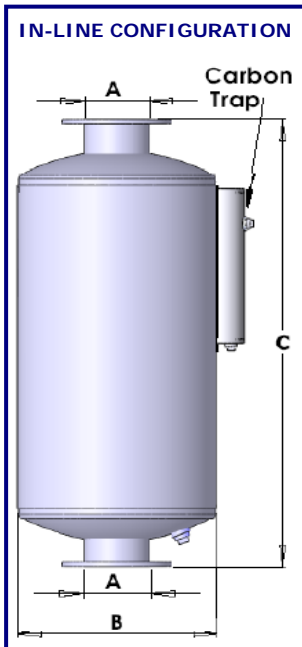
## Design

The E Series Spark Arrestor Silencer is design as a single or multi-chambered silencer with carbon trap. The E series incorporates a stationary device which creates a rotational force that directs sparks toward the silencer wall and into a carbon trap. The remaining exhaust gas then passes through the perforated tubes and silencing chamber to the atmosphere. The silencer is designed for horizontal or vertical installation.

Individual dimensional drawings are available on request.

## Construction

Robust all-welded steel construction for long service life. Exterior painted with high quality black heat resistant coating. Flanges drilled to match 125 lb. American Standard Flanges.



TL [dbA]= [15-21] [18-24] [23-29] [28-34] [32-38]

MODEL	E50			E52		E53		E54		E55	
A size	B Dia	C OAL	B Dia	C OAL	B Dia	C OAL	B Dia	C OAL	B Dia	C OAL	
4	14	34	14	34	14	48	16	54	18	64	
5	16	34	16	39	16	55	18	64	22	72	
6	18	47	18	45	18	63	22	72	26	85	
8	22	59	22	56	22	76	26	85	30	103	
10	26	61	26	59	26	91	30	103	36	118	
12	30	74	30	69	30	109	36	118	36	146	
14	36	76	36	77	36	102	40	117	40	145	
16			40	87	40	119	45	134	45	164	
18			45	100	45	127	50	152	50	188	
20			50	108	50	144	54	175	54	217	
22			54	116	54	161	60	185	60	230	
24			60	128	60	165	64	208	64	258	

SPECIAL CONFIGURATIONS AVAILABLE UPON REQUEST

Dimensions are in inches

**Larger sizes available upon request.  
 We specialize in custom design silencers.**

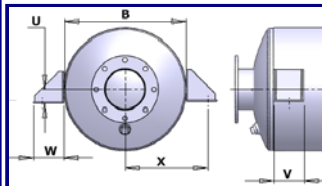


# ACCESSORIES

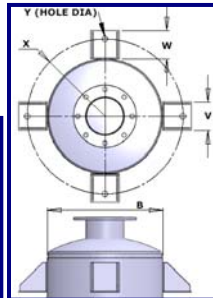
Stoddard Silencers, Inc.  
 1017 Progress Drive, Grayslake IL, 60030  
 Tel: (847) 223-8636 fax: (847) 223-8638  
 Web Page: www.stoddardsilencersinc.com  
 Engine division: www.stoddardenginesilencers.com

## Mounting Clips

Horizontal



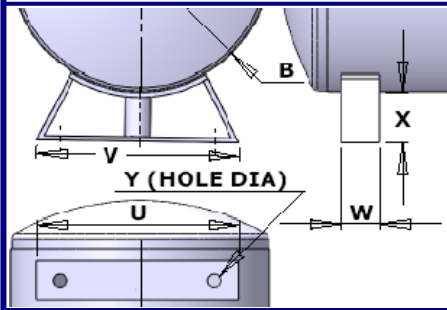
Vertical



PART NO.	B Shell Dia.	Y	W	V	U	WT. PER BRACKET
A14-101	Up to 18"	0.75	2.5	3	1.25	2
A14-102	20" to 26"	1	3	4	1.5	3.5
A14-103	30" to 48"	1.25	4	4	2	6
A14-104	54" to 72"	1.375	6	6	3	15

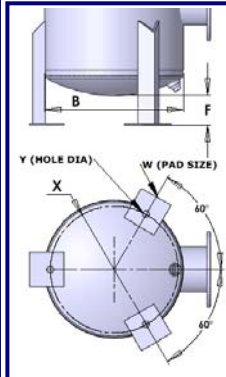
Other sizes available

## Horizontal Mounting Brackets



PART NO.	B	V	W	U	Y	X	WT. PER BRACKET
A12-101	12	10	3	6	1	3	5
A12-102	14	11.5	3	7	1	3	6
A12-103	16	13.125	3	9	1	4	6.5
A12-104	18	15	3	11	1	4	7
A12-105	20	15.75	3	12	1	4	8
A12-106	22	16.625	3	13	1	4	8.5
A12-107	24	17.75	3	13	1	4	9
A12-108	26	19.375	3	15	1	4	9.5
A12-109	30	21.5	3	17	1	4	11
A12-110	36	25.625	4	19	1.3	4	25
A12-111	42	29.125	4	23	1.3	4	28
A12-112	48	32.625	4	26	1.3	4	31

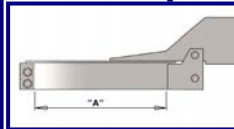
## Vertical Mounting Brackets



PART NO.	B Shell Dia.	Y	W	WT. PER BRACKET
A11-101	Up to 16"	0.875	4 x 4	3.5
A11-102	18" to 30"	1	5 x 5	6
A11-103	32" to 48"	1.25	6 x 6	11
A11-104	54" to 72"	1.375	7 x 7	32
A11-105	76" to 102"	1.375	9 x 9	70

Other sizes available

## Rain Caps



PART NO.	"A" NOM PIPE SIZE	WT. PER BRACKET
A23-107	4	1.5
A23-108	5	1.75
A23-109	6	6.5
A23-110	8	9
A23-111	10	10.5
A23-112	12	13.5
A23-113	14	15.5
A23-114	16	18
A23-115	18	20.5

Other sizes available

OTHER ACCESSORIES AVAILABLE UPON REQUEST.